



Monthly Activity Morning
July 19th 2014: 9:00 – 11:30 am

Attendance:

- Barbara, David, Frank, Helen, Karen, Nole, Regina, Robyn, Subas, Sue, and Trevor

Morning Activities:


- Rubbish clean-up
- Weeding
- Wildlife photography (page # 2 – 4)

Morning Tea Discussion:

- History on Shielded Shrimps
- Fungi Talk by Roz Hart
16th August
- Flora Walk by Bronwen/Greg Keighery
20th September




Typical July Vista of the Main Wetland



Glimpses of the Day!

David Investigating Unusual Diggings




Feral Cat's Handy Work - Bird Remains



Leach in the Main Wetland

Fungi

I have been particularly keen on documenting fungi this winter. Like last month, I was lucky to capture high quality shots of few more species this month as well.



Probably *Dermocybe* sp. with ants| Notice the rotting tree in which the fungi was growing



This is probably the largest Bracket fungi I have ever photographed in Brixton.
The shot below (with flash) is the underbelly of Bracket fungi above.





Ground View of the Dog
Poo Fungi (with millipede)
Notice the distinct spore
print (head) on the right.



Probably *Hygrocybe* sp. in the
partially burnt tree trunk.
Flash used in the close-up shot
on the right!

Brixton St. Nature Reserve has many species of shrubs and trees with interesting seed colours, patterns and shapes, a photographer's delight. Here are some examples captured on the day!



Two Cypress Mates [*Callistris* sp.]!
Notice Interesting Seed Patterns.



Different colours,
patterns and shapes
of *Hakea* seeds!

